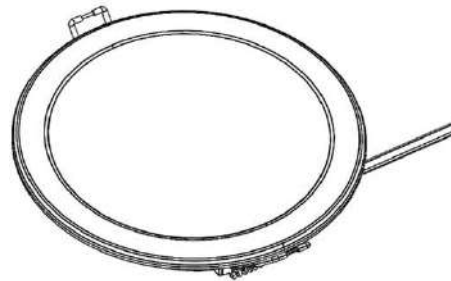


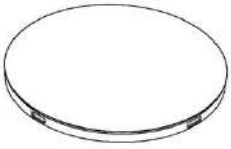
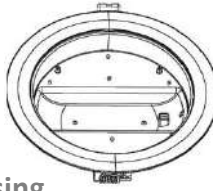

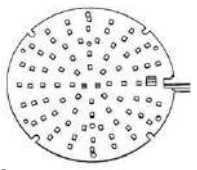
Dismantling Recommendation on Disposal at End of Life

A. Composition Explanation – Downlight Type B

Followed drawings are references only



- Main Parts

 01 Diffusor	 02 Housing	 03 Springs	 04 Light source
--	---	--	--

- Other Parts (If included)

05 Screws	06 Connector box	07 Connector
------------------	-------------------------	---------------------

The downlight luminaire is considered as a containing product which comprises:

01 Diffusor

The diffusor may have different shapes, such as Round, Square, Rectangle, Dome etc. Taking the Round as Example; The diffusor may have different surface finishing with matte, glossy, plate, 0-100% transparent etc.

02 Housing

The housing may have different shape and structure, which are based on design itself

03 Springs

The spring may have different length, width, and plastic cover

04 Light source

The light source is including on board driver, PCB with LEDs and AC/DC wires

B. Dismantling

- Type: Without permanent damage

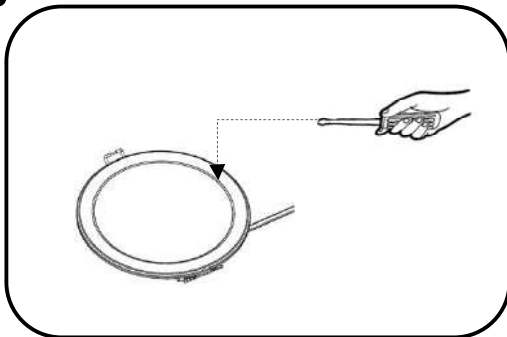
Dismantling Recommendation on Disposal at End of Life

C. Recommendation on Disposal

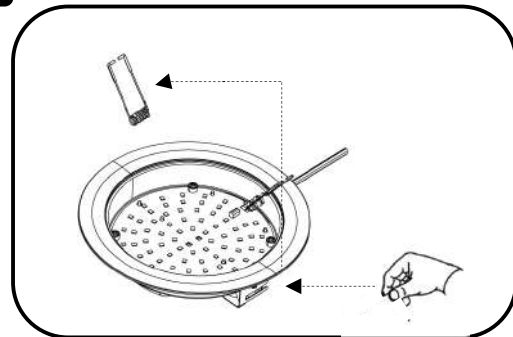
- Plastic part: Reuse and Recycling
- Electrical part: Incineration and disposal
- Metal part: Recycling

D. The Steps to Remove the Components

1 *Using tool to pry the cover*



2 *Removing Springs*



3 *Removing out light source*

